15.05.07-PP-165

15.05.01-PP-109

15.05.01-PP-16

15.05.01-PP-94

15.05.01-PP-10

15.05.01-PP-358

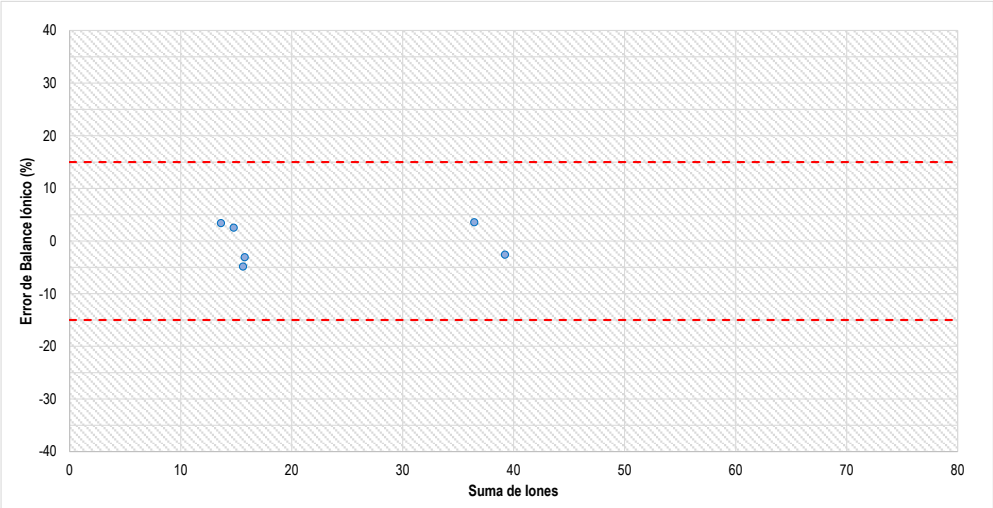

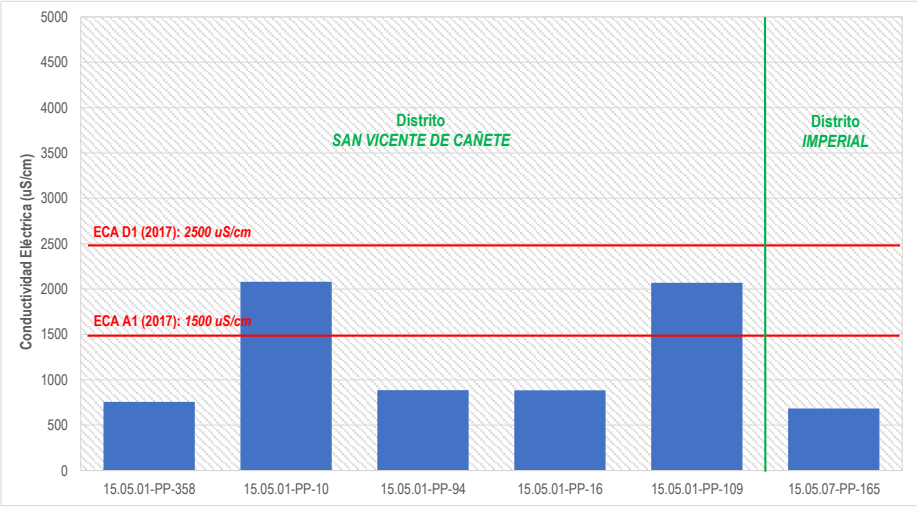

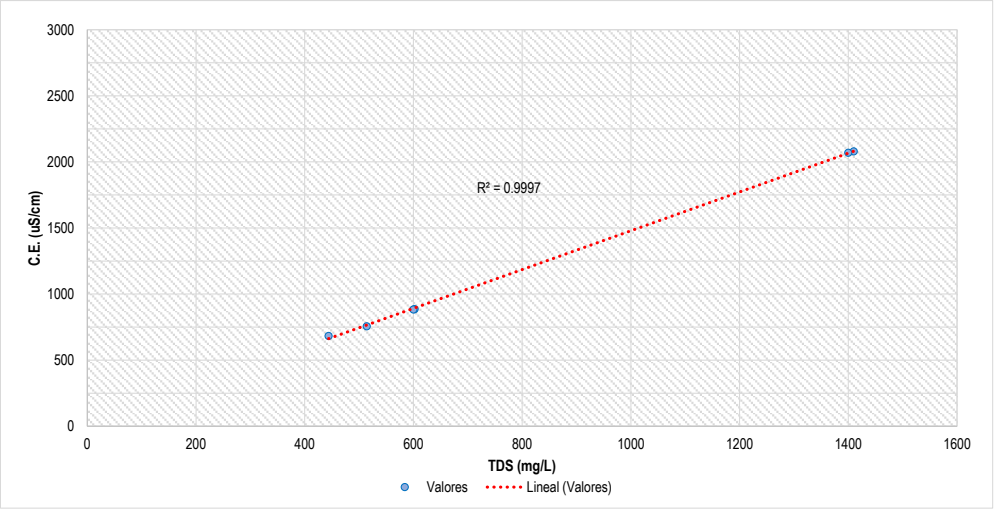

1	SULFATADA CÁLCICA
1	CLORURADA CÁLCICA
0	CLORURADA SÓDICA
0	BICARBONATADA SÓDICA
4	BICARBONATADA CÁLCICA
0	SULFATADA SÓDICA
0	SULFATADA MAGNÉSICA
0	CLORURADA MAGNÉSICA
0	BICARBONATADA MAGNÉSICA

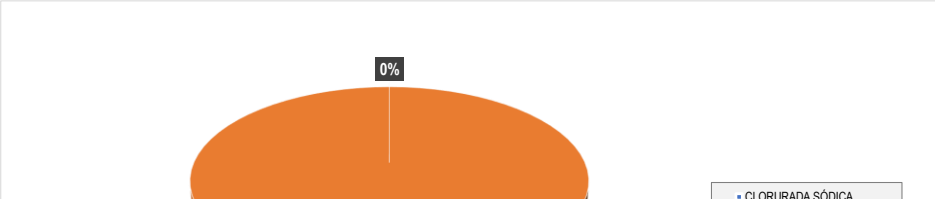

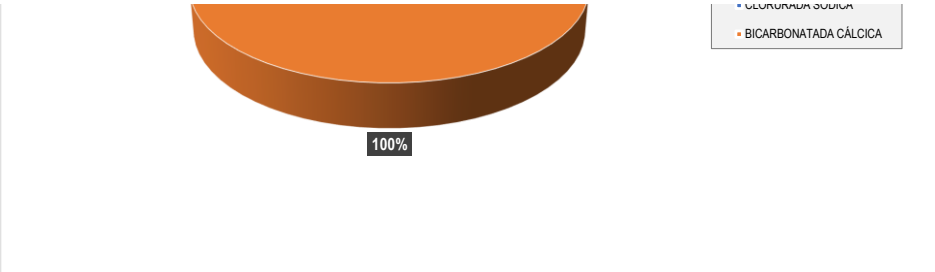

Concentración mg/L CaCO3		Denominación	
0	75	BLANDA	0
75	150	MODERADAMENTE DURA	0
150	300	DURA	6
>300		MUY DURA	0

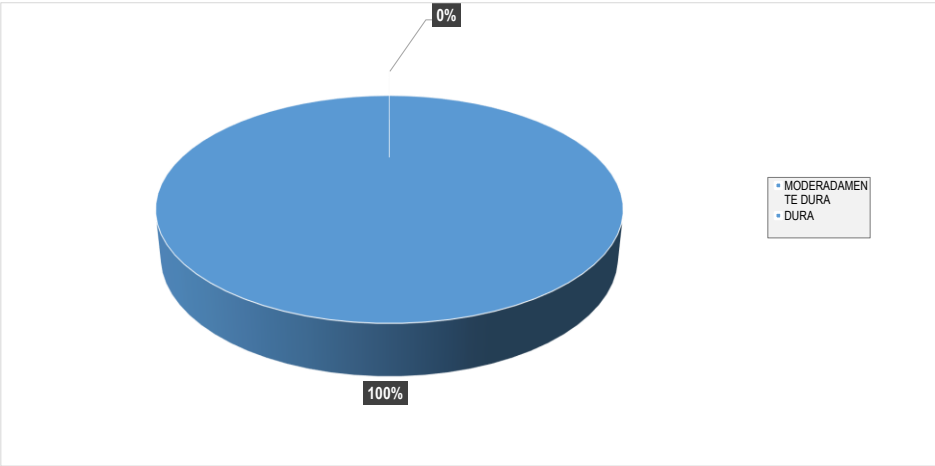

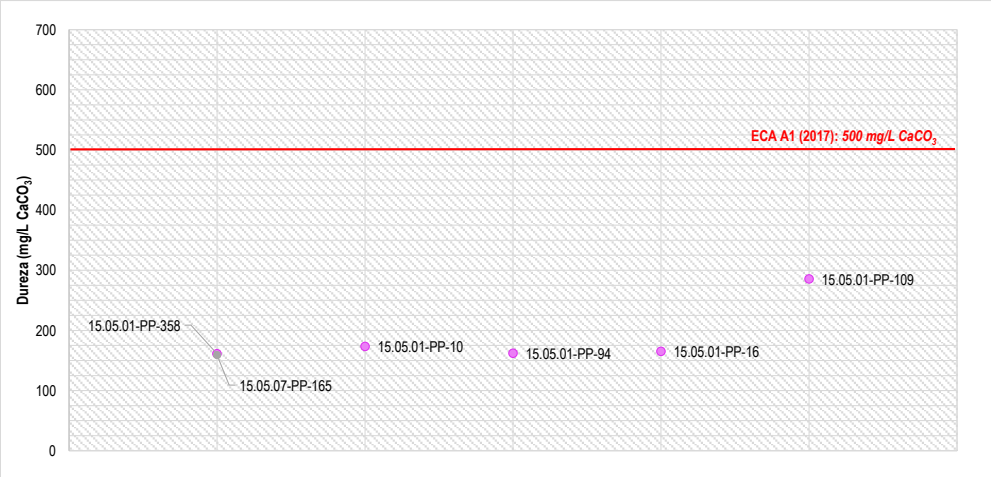

San Vicente de Cañete
Imperial

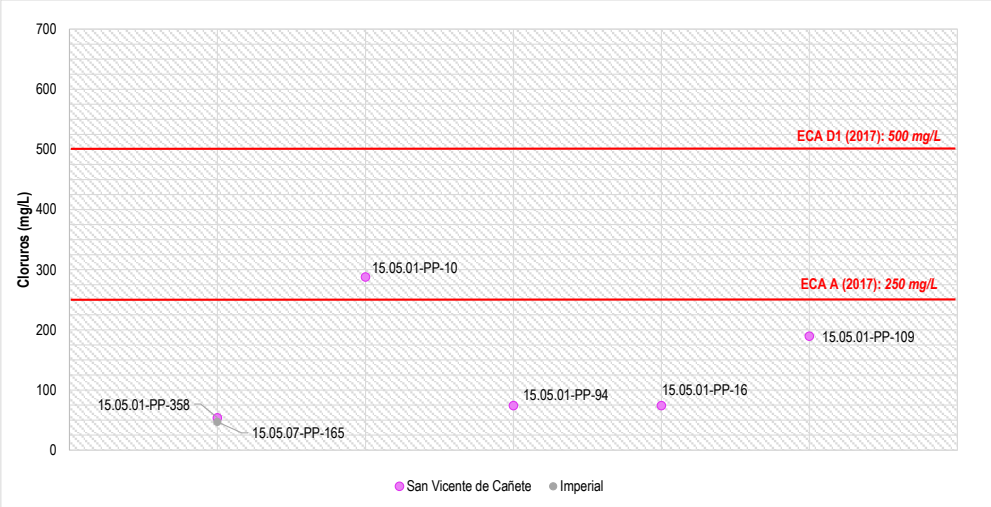
Cloruros (mg/L)
700
600
500
400
300
200
100
0
ECA D1 (2017): 500 mg/L
ECA A (2017): 250 mg/L
15.05.01-PP-10
15.05.01-PP-109
15.05.01-PP-358
15.05.07-PP-165
15.05.01-PP-94
15.05.01-PP-16
San Vicente de Cañete
Imperial

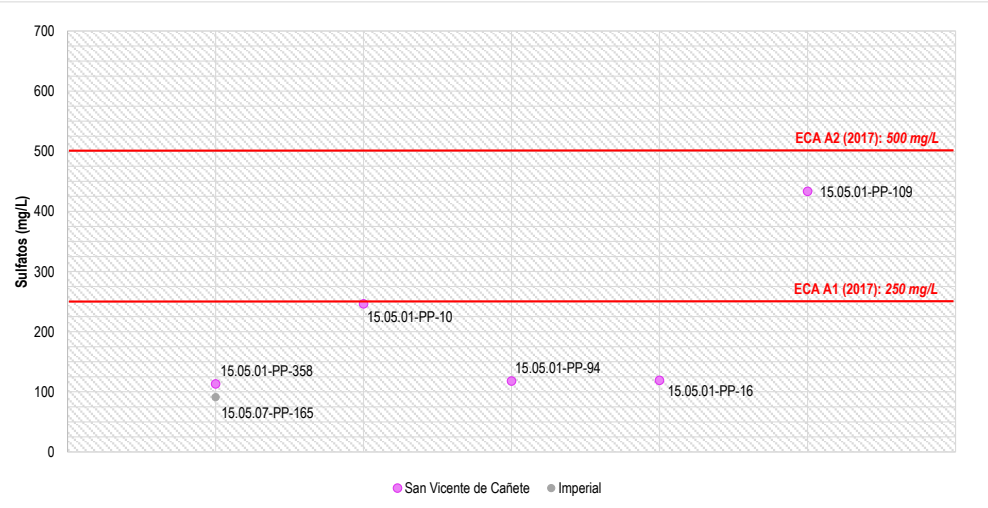
Sulfatos (mg/L)
700
600
500
400
300
200
100
0
ECA A2 (2017): 500 mg/L
ECA A1 (2017): 250 mg/L
15.05.01-PP-109
15.05.01-PP-10
15.05.01-PP-358
15.05.07-PP-165
15.05.01-PP-94
15.05.01-PP-16
San Vicente de Cañete
Imperial


200
175
150

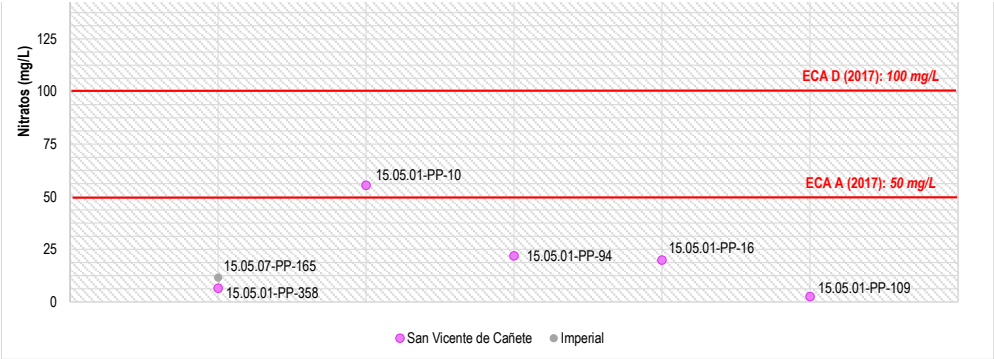
Nitratos (mg/L)
125
100
75
50
25
0
ECA D (2017): 100 mg/L
ECA A (2017): 50 mg/L
15.05.01-PP-10
15.05.07-PP-165
15.05.01-PP-358
15.05.01-PP-94
15.05.01-PP-16
15.05.01-PP-109
San Vicente de Cañete
Imperial

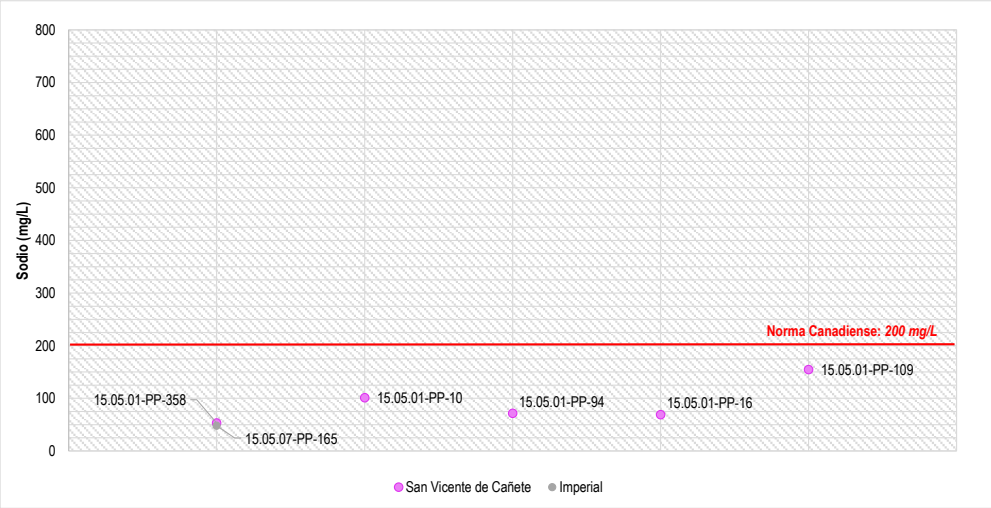
Sodio (mg/L)
800
700
600
500
400
300
200
100
0
Norma Canadiense: 200 mg/L
15.05.01-PP-109
15.05.01-PP-358
15.05.01-PP-10
15.05.01-PP-94
15.05.01-PP-16
15.05.07-PP-165
San Vicente de Cañete
Imperial

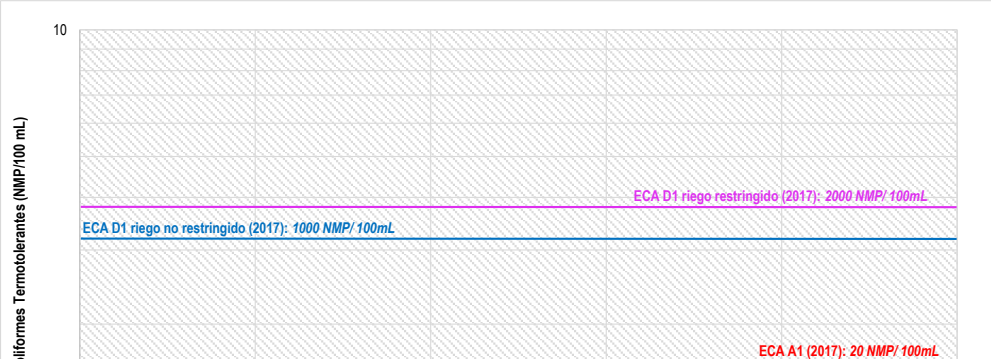
liformes Termotolerantes (NMP/100 mL)
10
ECA D1 riego restringido (2017): 2000 NMP/ 100mL
ECA D1 riego no restringido (2017): 1000 NMP/ 100mL
ECA A1 (2017): 20 NMP/ 100mL

1
San Vicente de Cañete
Imperial

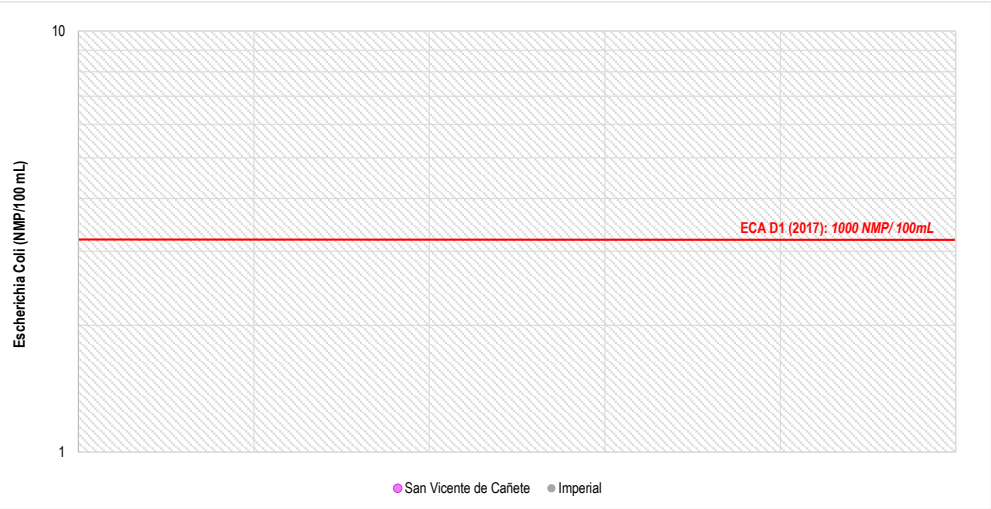
Escherichia Coli (NMP/100 mL)
10
1
ECA D1 (2017): 1000 NMP/ 100mL
San Vicente de Cañete
Imperial

Estadístico	Conductividad	pH	STD
	µS/cm	Unidad de pH	mg/L
Media	1226.83	7.43	828.33
Mediana	885.00	7.41	601.00
Desviación estándar	661.50	0.18	450.56
Varianza de la muestra	437587.37	0.03	203003.87
Curtosis	-1.87	-1.10	-1.86
Coeficiente de asimetría	0.91	-0.23	0.89
Rango	1396.00	0.48	966.00
Mínimo	684.00	7.16	444.00
Máximo	2080.00	7.64	1410.00

Estadística	Cationes				Aniones				
	Calcio	Magnesio	Sodio	Potasio	Cloruros	Sulfatos	Bicarbonato	Carbonato	Nitratos
	Ca^{+2} meq/L	Mg^{+2} meq/L	Na^{+} meq/L	k^{+} meq/L	Cl^{-1} meq/L	SO_4 meq/L	HCO_3^{-1} meq/L	CO_3^{-2} meq/L	NO^{-}_3 meq/L
Media	6.01	1.55	3.60	0.11	3.41	3.89	3.69	0.00	0.31
Mediana	3.91	1.08	3.05	0.11	2.09	2.47	3.27	0.00	0.25
Desviación estándar	3.55	1.01	1.73	0.03	2.73	2.77	1.00	0.00	0.30
Varianza de la muestra	12.57	1.03	2.98	0.00	7.44	7.66	0.99	0.00	0.09
Curtosis	-1.70	1.47	1.84	-2.48	0.55	2.44	5.79	#¡DIV/0!	3.09
Coeficiente de asimetría	0.99	1.50	1.44	0.23	1.33	1.70	2.40	#¡DIV/0!	1.65
Rango	7.51	2.54	4.64	0.07	6.79	7.13	2.53	0.00	0.83
Mínimo	3.52	0.82	2.08	0.08	1.32	1.90	3.18	0.00	0.04
Máximo	11.03	3.36	6.72	0.15	8.11	9.03	5.71	0.00	0.87

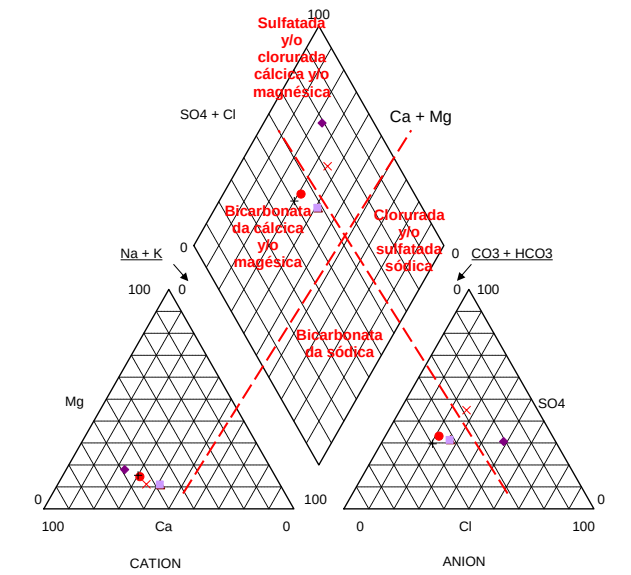

Muestras de Agua Subterránea - Valle Cañete

●15.05.01-PP-358 ◆15.05.01-PP-10 ▲15.05.01-PP-94 ■15.05.01-PP-16 ×15.05.01-PP-109 +15.05.07-PP-165

Muestras de Agua Subterránea - Valle Cañete

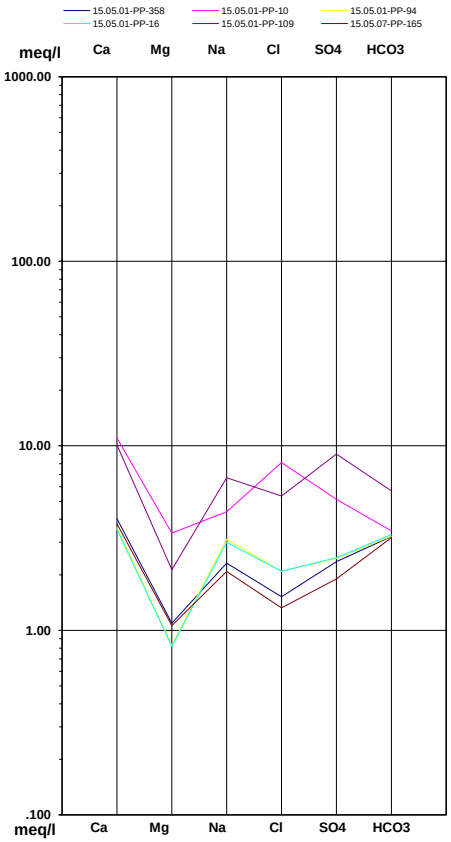

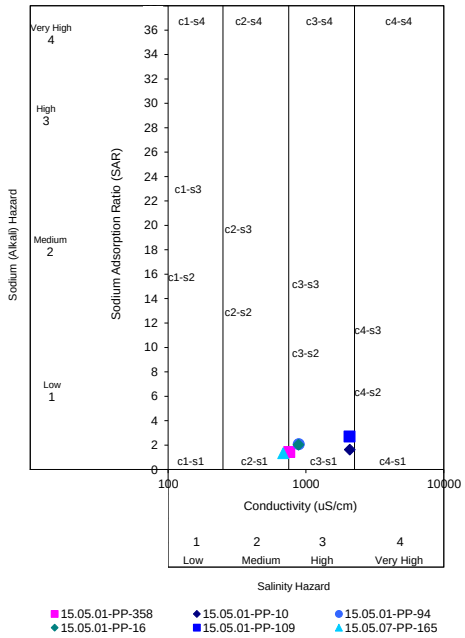

15.05.07-PP-165

15.05.01-PP-109

15.05.01-PP-16

15.05.01-PP-94

15.05.01-PP-10

15.05.01-PP-358